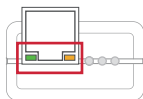
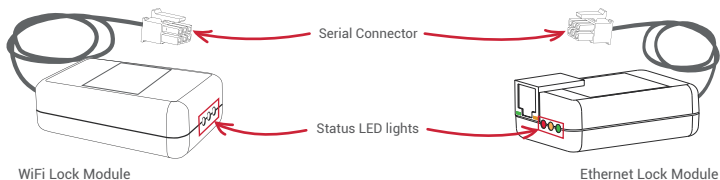


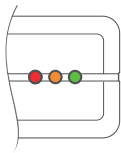


1. Hardware Connection










-  Ethernet cable connected: the amber LED is flickering
-  Ethernet cable disconnected: the green and amber LEDs are on

2. Module status LEDs



The module LED status lights apply to both the WiFi and Ethernet modules.

-  1. Power-up: all the LEDs are on (allow 30 sec delay)
 -  2. Initializing network: yellow LED is flashing. Lock connection successful.
 -  3. Initializing cloud: green LED is flashing. AP/Router connection successful.
 -  4. Status OK: green LED is on. Complete connection successful.
-
-  Lock communication retry: red LED is flashing
 -  Lock communication error: red LED is on
 -  Internet connection error: yellow LED is on